

UNIVERSITY OF CALIFORNIA ANNUAL ACCOUNTABILITY REPORT

PART III. Universitywide Indicators with Campus Comparisons

Section 14. Health Sciences and Services

Goals

The University of California operates 15 health science schools and offers advanced professional degrees in medicine, nursing, dentistry, optometry, pharmacy, veterinary medicine and public health. The University also operates five medical centers at Davis, Irvine, Los Angeles, San Diego and San Francisco. Together, UC's health sciences professional training programs and its associated hospitals constitute the fourth largest health care delivery system in California. Between UC's health science training programs, direct patient care activities, health research and contracts and grants, about half of the University's operations are health-related.

UC's health sciences and services programs have the following goals:

- educate and train the next generation of healthcare professionals;
- conduct research to improve health care and advance life-saving technologies; and
- provide high-quality care to the people of California.

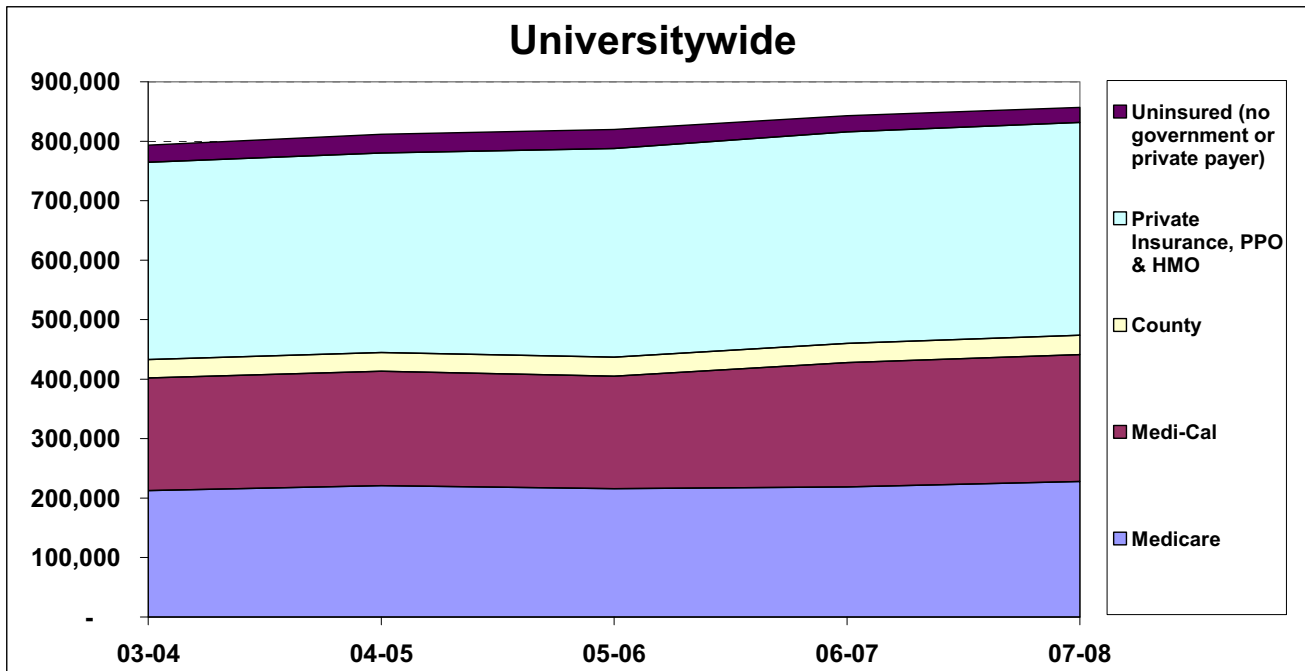
Measures

The measures in the following pages focus on the five UC medical centers and the patient care they provide. These metrics are standard performance indicators used by the health care industry to measure the amount of inpatient and outpatient services provided and the complexity of illnesses treated.

A number of other relevant indicators are located elsewhere in this report. Indicators about the University's health care professional education programs are contained in Section 6, which focuses on graduate and professional students. Health science faculty awards are contained in Section 7. Rankings of top medical schools in research and primary care are in Section 9. Information on health science research expenditures and development activities are in Section 12.

Additional information about the Division of Health Sciences and Services at the Office of the President is available online (www.ucop.edu/hss). The Final Report of the Advisory Council on Future Growth in Health Professions provides information about health science enrollment planning (www.ucop.edu/hss/documents/rprt_jan2007.pdf). Future accountability reports will provide a fuller description of the broad sweep of the University's activities in health sciences and services.

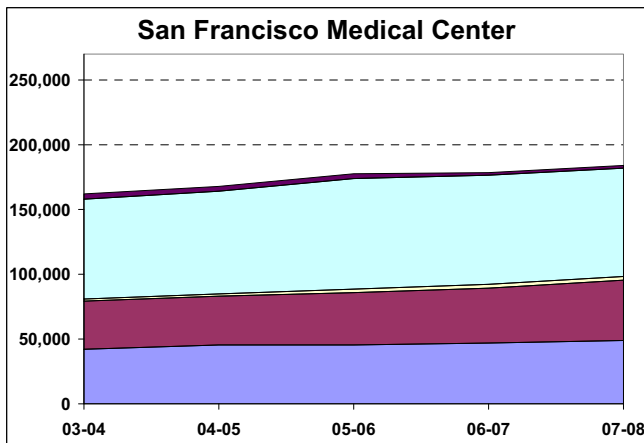
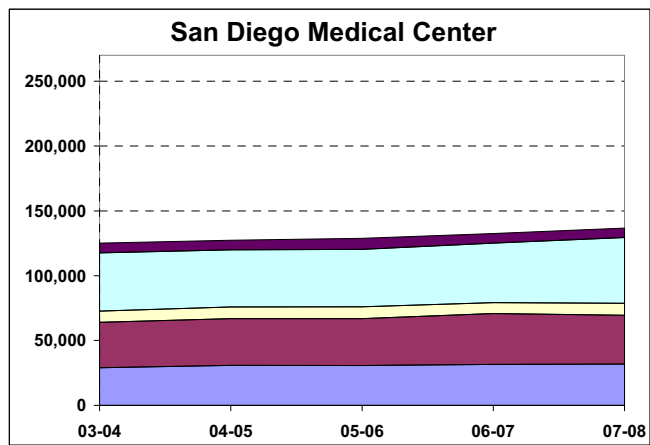
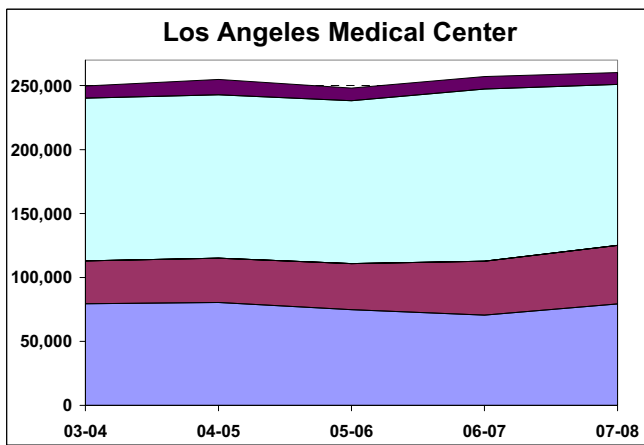
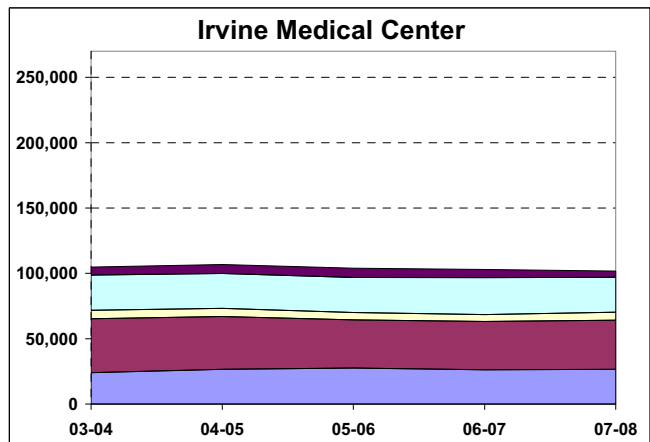
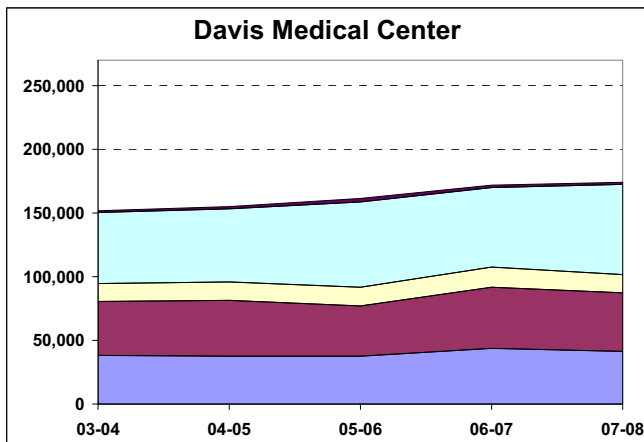
Indicator 14.1
Hospital Inpatient Days, 2003-04 to 2007-08



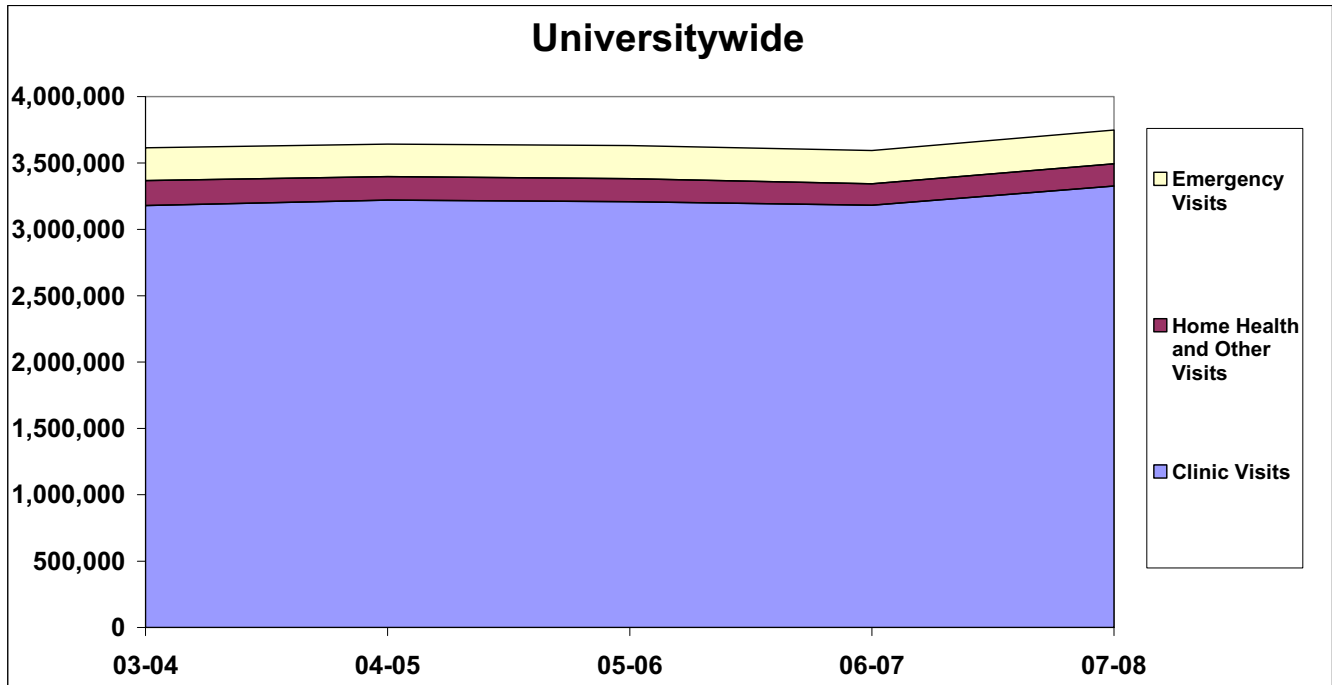
Source: University of California Medical Centers Report on Audit of Financial Statements.

- “Inpatient days” represents the total number of days that all patients spend in a hospital bed. The graphs presented here display the total number of inpatient days at the five UC medical centers by the type of insurance the patient has.
- Statewide, UC’s five medical centers accounted for 4 percent of inpatient days of low-income patients, i.e., those with Medi-Cal or without insurance.
- Typically, low-income patients (i.e., those covered by Medi-Cal, under county health programs or uninsured) are cared for at county hospitals. The Davis, Irvine and San Diego medical centers are located in counties that have no county hospitals. Consequently, these three medical centers see many more low-income patients.
- The Davis medical center accounts for about 26 percent of low-income patient days in Sacramento County, the Irvine medical center accounts for about 16 percent of low-income patient days in Orange County, and the San Diego medical center accounts for about 10 percent of low-income patient days in San Diego county.

14.1 (continued) Hospital Inpatient Days, 2003-04 to 2007-08



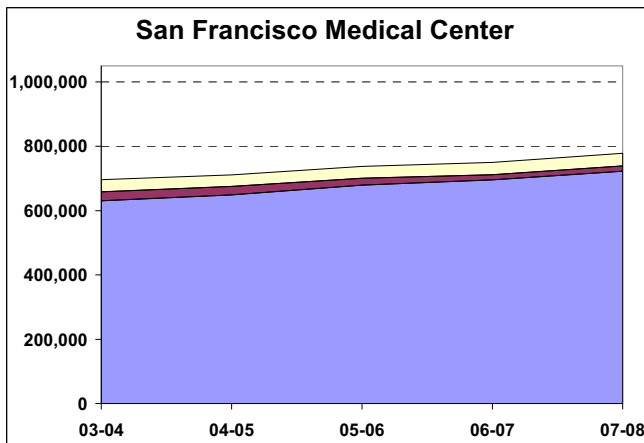
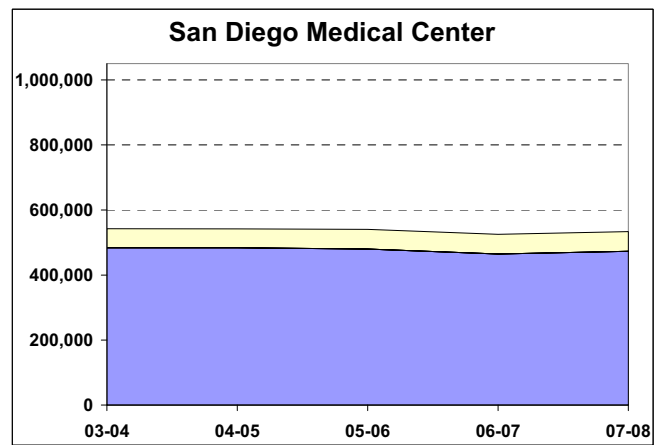
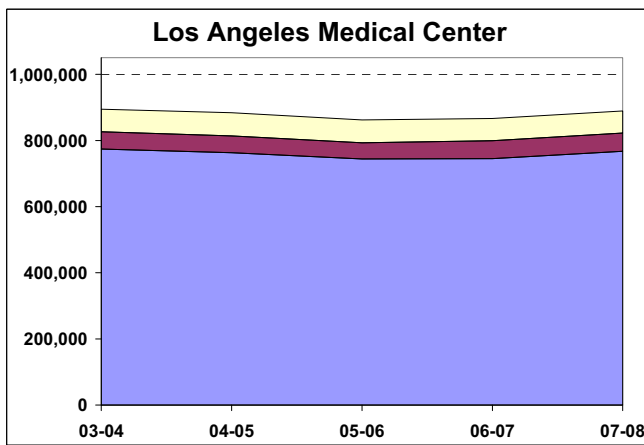
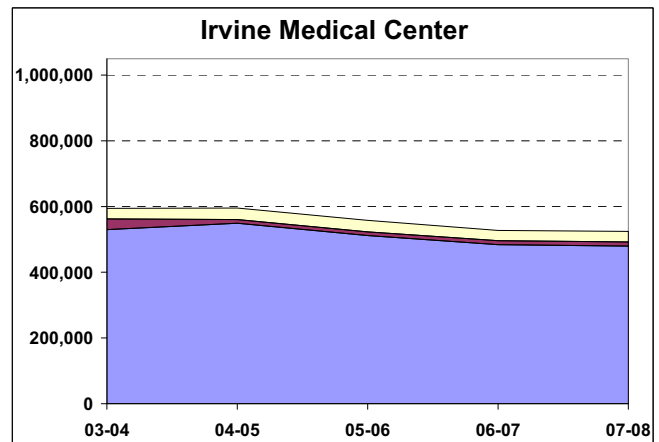
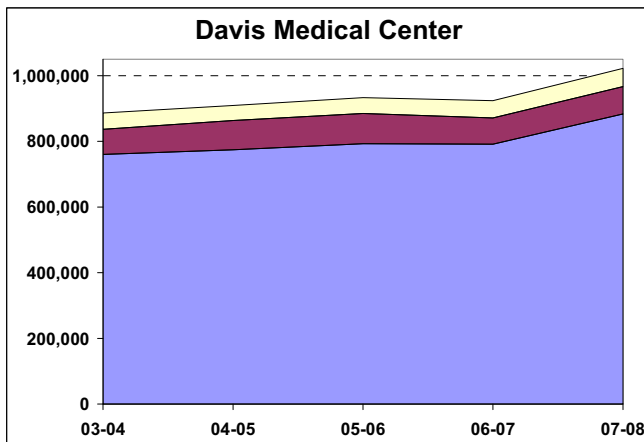
Indicator 14.2
Outpatient Visits, 2003-04 to 2007-08



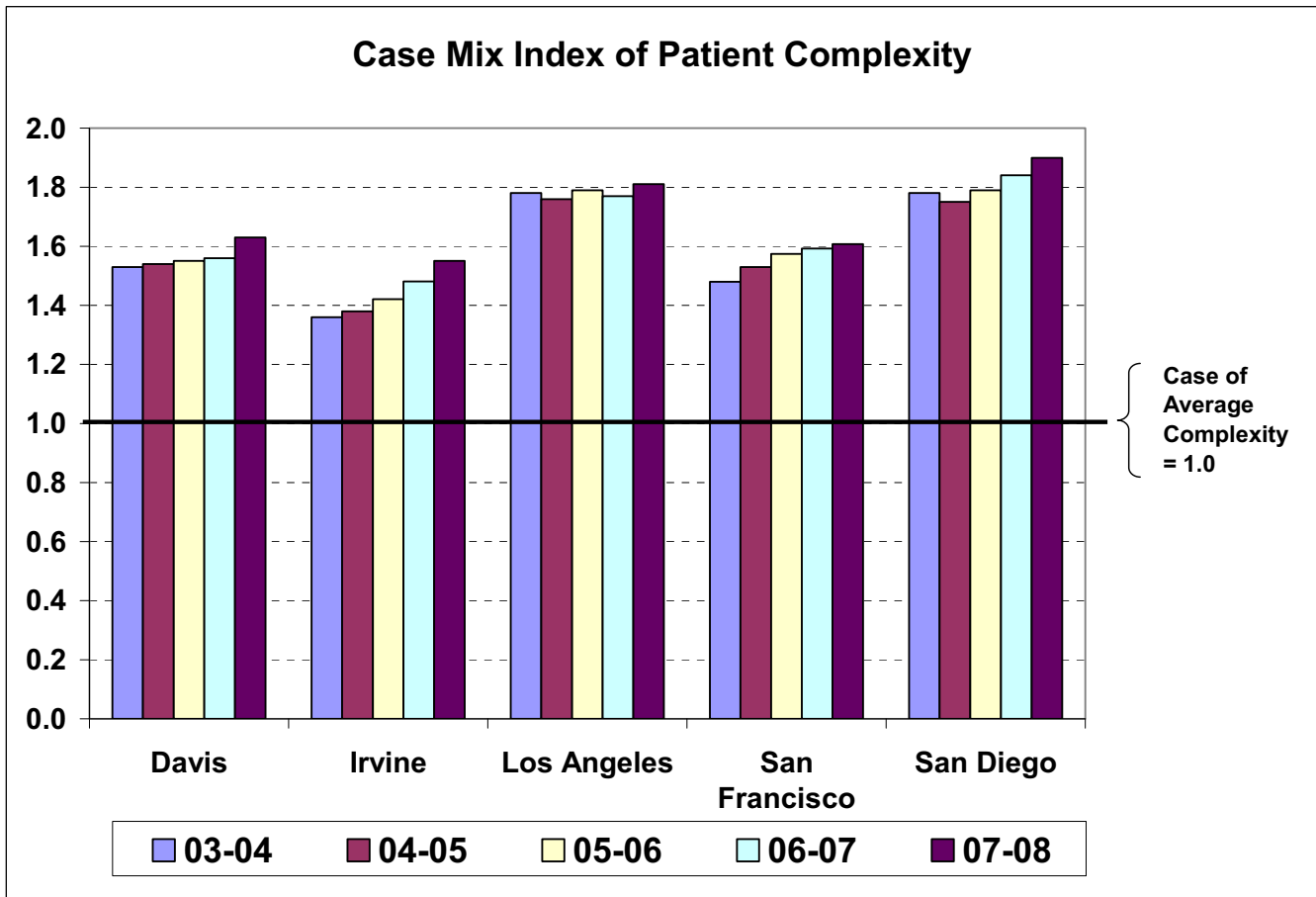
Source: University of California Medical Centers Report on Audit of Financial Statements.

- Outpatient visits are visits in which patients see a physician or nurse practitioner in a clinic. Visits to other places, such as radiology, laboratory and physical therapy are not counted as outpatient visits.
- The 3.5 million outpatient clinic visits at the UC medical centers account for 8 percent of the state’s total number of outpatient visits.
- The five UC medical centers combined represent 5 percent of the visits by California’s Medi-Cal and uninsured patients. Because of their location in areas without county hospitals, some UC medical centers treat a higher percentage of the underserved in their home counties.

14.2 (continued) Outpatient Visits, 2003-04 to 2007-08



Indicator 14.3
Patient Complexity, 2003-04 to 2007-08



Source: University of California Medical Centers Report on Audit of Financial Statements.

- The Case Mix Index is a standard hospital metric for addressing the question: “How sick are our patients?” Hospitals with more seriously ill patients score higher on the index, and this translates to more resources used by the hospital and higher cost. An average hospital scores 1.0 on the index.
- In addition to primary and specialty care, UC hospitals provide cancer care, burn care, minimally invasive procedures, organ transplants and robotic surgery. They also provide technologically sophisticated care, such as life-saving surgeries to treat brain tumors, procedures to repair heart damage and use of nanotechnologies in the treatment of children.
- In addition, the UC medical centers treat patients transferred from other hospitals that have exhausted all efforts and consider UC to be hospitals of last resort.