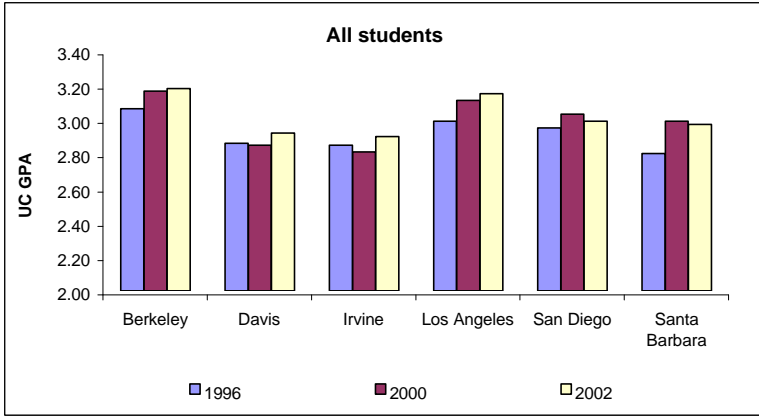
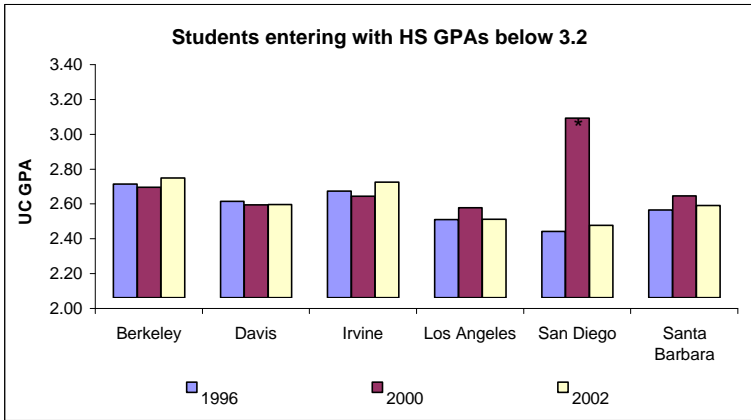


# First-Year Outcomes of Students Enrolled as Freshmen in 1996, 2000 and 2002

## First year Grade Point Average (GPA)



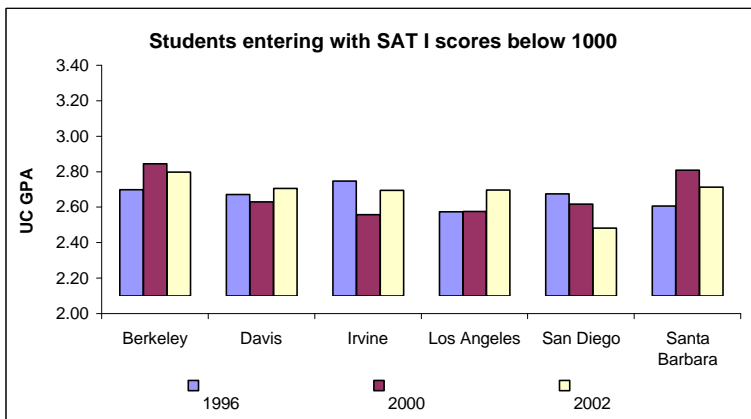
	Number of students (all students)					
	UCB	UCD	UCI	UCLA	UCSD	UCSB
1996	3,708	3,687	2,945	3,820	2,680	3,466
2000	3,736	4,313	3,471	4,203	3,083	3,427
2002	3,653	4,675	3,796	4,257	4,206	3,842



	Number of students (HS GPA below 3.2)					
	UCB	UCD	UCI	UCLA	UCSD	UCSB
1996	198	287	217	132	24	619
2000	57	351	162	109	2	177
2002	66	384	90	111	10	242

Note: characteristics of small populations should be considered with caution

\* In 2000, UCSD had only 2 students entering with HS GPAs below 3.2.



	Number of students (SAT I below 1000)					
	UCB	UCD	UCI	UCLA	UCSD	UCSB
1996	210	477	573	278	162	654
2000	197	562	314	228	106	377
2002	213	678	301	312	240	493

Note: characteristics of small populations should be considered with caution