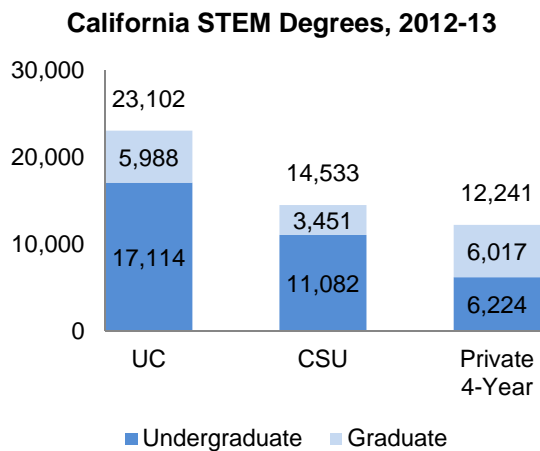


STEM Degree Production at UC

UC is a leading producer of degrees in science, technology, engineering and mathematics (STEM) within California. Graduates from UC's 430 undergraduate and graduate STEM programs go on to conduct valuable scientific research and drive the state's and the nation's technology and innovation sectors. In 2012-13 UC produced more than 23,000 STEM degrees, which accounted for 46 percent of STEM degrees produced in California and 5 percent of such degrees produced nationwide.

UC Leads California in STEM Production

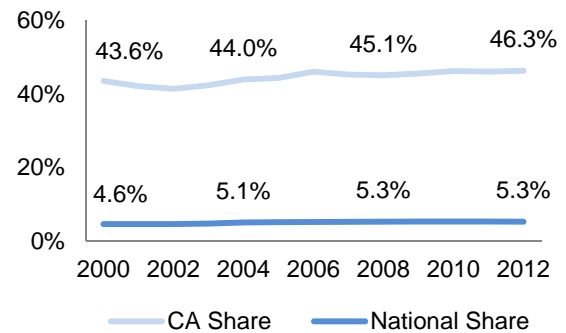
California universities produced nearly 50,000 STEM degrees in 2012-13. UC's 23,000 STEM degrees far outpaced all other universities in the state.



UC's Influence as a STEM Degree Producer Continues to Grow

Since 2000 UC's continued focus on education in the STEM fields has led to an increase in its share of STEM degrees produced in California and the nation. UC has increased its share of California STEM degrees by 3 percentage points since 2000 and raised its share of all STEM degrees produced in the nation by nearly a percentage point.

UC's Share of STEM Degree Production

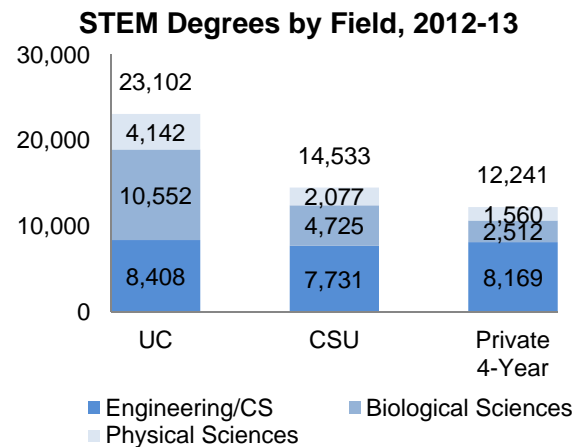


California Leads the Nation in STEM Degrees

California produces the highest number of STEM degrees in the nation at 50,000 in 2013. This far outpaced New York (32,000) and Texas (28,000).

UC's STEM Programs Aligned with Key State Industries

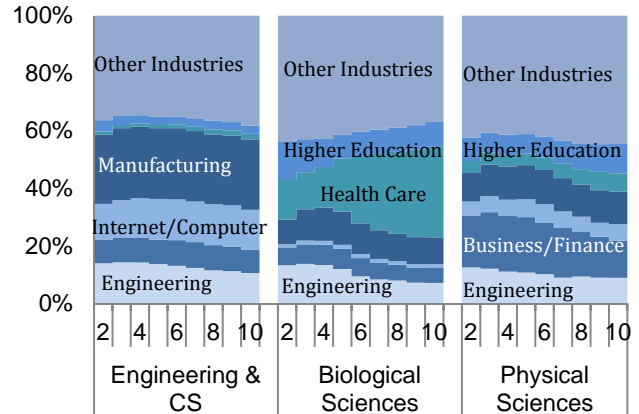
UC's undergraduate and graduate STEM programs reflect the leading industries in California's economy. In addition to leading all California institutions in the production of engineering and computer science degrees, UC far outpaces them in the production of degrees in the biological sciences – key to driving the growth of California's emerging biotechnology sector.



Supplying California's Key Hi-Tech Industries with an Educated and Skilled Workforce

UC's STEM graduates go on to work in California's key hi-tech industries that fuel the state's economic growth. Large percentages of UC's STEM graduates bring their skills to California's manufacturing and engineering sectors, in addition to the fast growing internet/computer sciences and health care sectors.

CA Industry of UC Undergraduate STEM Degree Recipients by Year After Graduation



UC STEM Degree Recipients are Diverse

UC's commitment to diversity is reflected in its undergraduate and graduate STEM degree recipients. Since 2000 UC has outpaced peer institutions in the ethnic diversity of its STEM graduates, and the gap between them has only grown. Twelve percent of UC's STEM graduates are underrepresented minorities (African American, American Indian, and Hispanic/Latino), up from 9 percent in 2000. This percentage has remained lower (about 8 percent) and essentially flat at UC's peer institutions.

URM Percent of STEM Degree Recipients

